

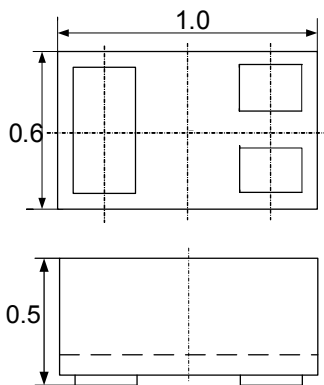
### Description

The DC0562P1 is a 2-line bi-directional TVS diode, utilizing leading monolithic silicon technology to provide fast response time and low ESD clamping voltage, making this device an ideal solution for protecting voltage sensitive high-speed data lines. The DC0562P1 complies with the IEC 61000-4-2 (ESD) standard with  $\pm 15\text{kV}$  air and  $\pm 8\text{kV}$  contact discharge. It is assembled into an ultra-small 1.0x0.6x0.5mm lead-free DFN package. The small size, and high ESD surge protection make DC0562P1 an ideal choice to protect cell phone, digital video interfaces, high speed data ports, and many other portable applications.

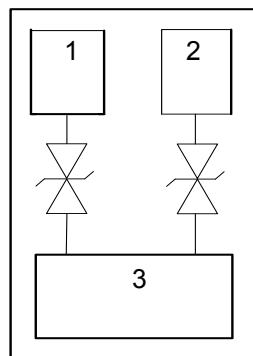
### Mechanical Characteristics

- ◆ Package: DFN1006-3 (1.0 x0.6 x0.5mm)
- ◆ Case Material: "Green" Molding Compound.
- ◆ Moisture Sensitivity: Level 3 per J-STD-020
- ◆ Terminal Connections: See Diagram Below
- ◆ Marking Information: See Below

### Dimensions and Pin Configuration



Package Dimensions



Circuit and Pin Schematic

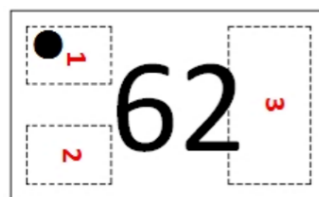
### Features

- ◆ Ultra small package: 1.0 x0.6 x0.5mm
- ◆ Low capacitance: 2.5pF typical
- ◆ Ultra low leakage: nA level
- ◆ Operating voltage: 5V
- ◆ 3-pin leadless package
- ◆ Up to 2-line protects
- ◆ Complies with following standards:
  - IEC 61000-4-2 (ESD) immunity test
    - Air discharge:  $\pm 15\text{kV}$
    - Contact discharge:  $\pm 8\text{kV}$
  - IEC61000-4-5 (Lightning) 2A (8/20 $\mu\text{s}$ )
- ◆ RoHS Compliant

### Applications

- ◆ Cellular Handsets and Accessories
- ◆ Notebooks and Handhelds
- ◆ Personal Digital Assistants
- ◆ Portable Instrumentation
- ◆ Digital Cameras
- ◆ Peripherals
- ◆ Audio Players, Keypads, Side Keys, LCD

### Marking Information



62 = Device Marking Code  
Dot denotes Pin1

### Ordering Information

Part Number	Marking	Packaging	Reel Size
DC0562P1	62	10000/Tape & Reel	7 inch

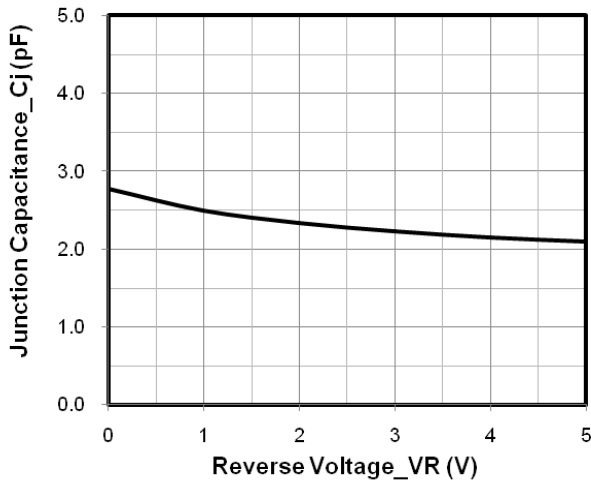
**Absolute Maximum Ratings ( $T_A=25^\circ\text{C}$  unless otherwise specified)**

Parameter	Symbol	Value	Unit
ESD per IEC 61000-4-2 (Air)	VESD	$\pm 15$	kV
ESD per IEC 61000-4-2 (Contact)		$\pm 8$	
Operating Temperature Range	$T_J$	-55 to +125	$^\circ\text{C}$
Storage Temperature Range	$T_{\text{stg}}$	-55 to +150	$^\circ\text{C}$

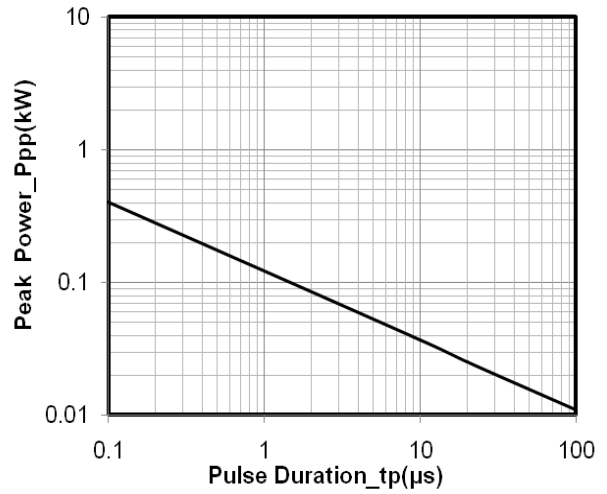
**Electrical Characteristics ( $T_A=25^\circ\text{C}$  unless otherwise specified)**

Parameter	Symbol	Min	Typ	Max	Unit	Test Condition
Reverse Working Voltage	$V_{\text{RWM}}$			5	V	Pin 1 or pin 2 to pin 3 and between pin 1 and pin 2
Breakdown Voltage	$V_{\text{BR}}$	6			V	$I_T = 1\text{mA}$ , pin 1 or pin 2 to pin 3 and between pin 1 and pin 2
Reverse Leakage Current	$I_{\text{R}}$			0.2	$\mu\text{A}$	$V_{\text{RWM}} = 5\text{V}$ , pin 1 or pin 2 to pin 3 and between pin 1 and pin 2
Clamping Voltage	$V_{\text{C}}$			12.5	V	$I_{\text{PP}} = 2\text{A}$ (8 x 20 $\mu\text{s}$ pulse), pin 1 to pin 3 or pin 2 to pin 3
Junction Capacitance	$C_{\text{J}}$		2.5	3	pF	$V_{\text{R}} = 0\text{V}$ , $f = 1\text{MHz}$ , pin 1 or pin 2 to pin 3

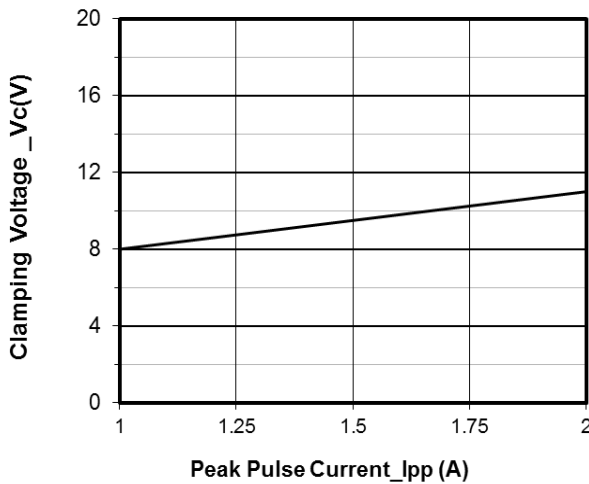
**Typical Performance Characteristics ( $T_A=25^\circ\text{C}$  unless otherwise Specified)**



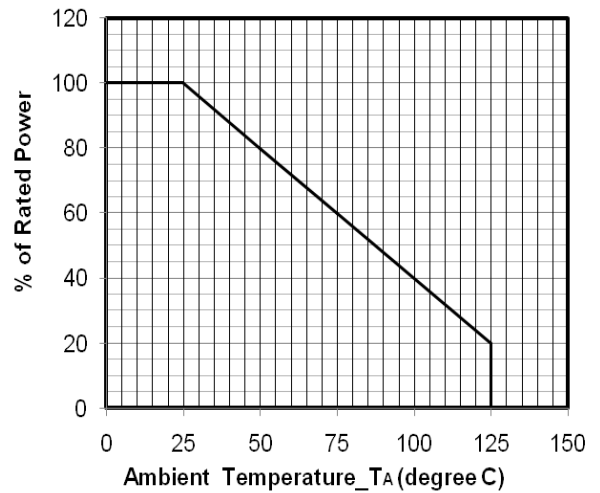
Junction Capacitance vs. Reverse Voltage



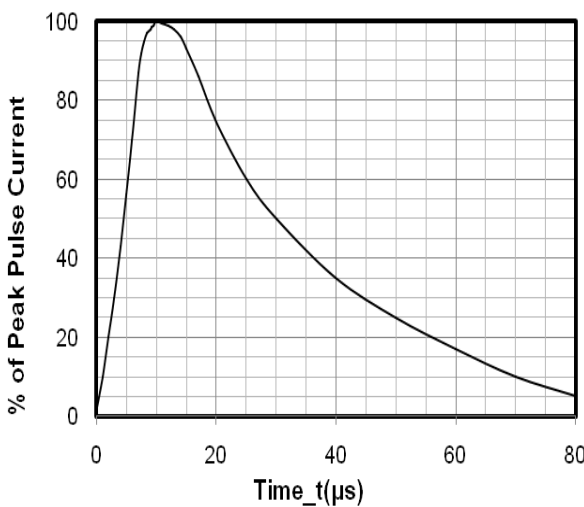
Peak Pulse Power vs. Pulse Time



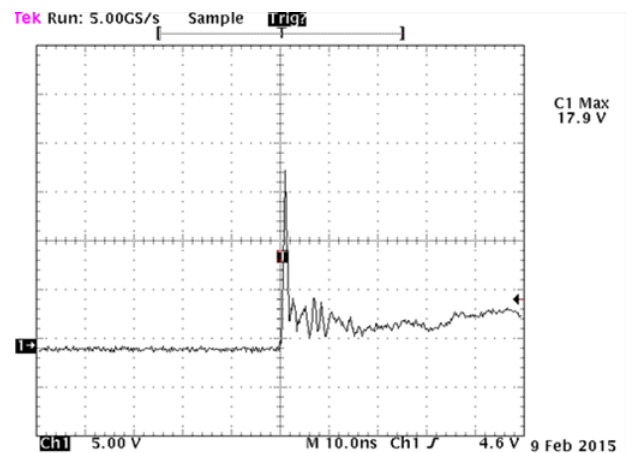
Clamping Voltage vs. Peak Pulse Current ( $t_p = 8/20\mu\text{s}$ )



Power Derating Curve



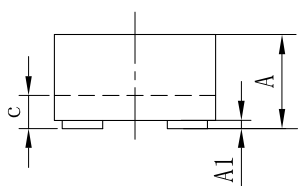
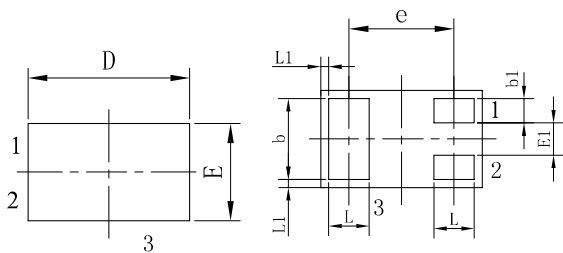
8 X 20μs Pulse Waveform



ESD Clamping Voltage

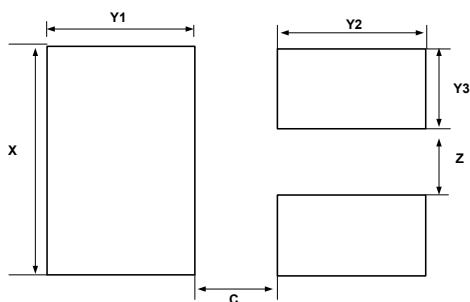
+8 kV Contact per IEC61000-4-2

### DFN1006-3 Package Outline Drawing



SYM	DIMENSIONS					
	MILLIMETERS			INCHES		
	MIN	NOM	MAX	MIN	NOM	MAX
A	0.45	0.50	0.55	0.018	0.020	0.022
A1	0.00	0.02	0.05	0.000	0.001	0.002
b	0.45	0.50	0.55	0.018	0.020	0.022
b1	0.10	0.15	0.20	0.004	0.006	0.008
c	0.12	0.15	0.18	0.005	0.006	0.007
D	0.95	1.00	1.05	0.037	0.039	0.041
e	0.65 BSC			0.026 BSC		
E	0.55	0.60	0.65	0.022	0.024	0.026
E1	0.15	0.20	0.25	0.006	0.008	0.010
L	0.20	0.25	0.30	0.008	0.010	0.012
L1	0.05 REF			0.0002 REF		

### Suggested Land Pattern



SYM	DIMENSIONS	
	MILLIMETERS	INCHES
C	0.25	0.010
X	0.65	0.024
Y1	0.50	0.020
Y2	0.50	0.020
Y3	0.25	0.010
Z	0.20	0.008

### Contact Information

Changzhou D-first Electronics CO.,Ltd.  
 www.first-electronic.com  
 Email: xhf@first-electronic.cn  
 Phone: +86 (0519) 8817 1671